

Robert Pearson & Company Ltd.



Water & Energy Saving Solutions

Product Guide 2012



Sensor Taps



Remote Shower Sensors



Remote Tap Sensors



Sensor WC Flush



PIR Controlled Urinals



Urinal Flushvalves



Sanitary Shut Off Valves



Limescale Control



Flow Regulators



PIR Switches



Security Sanitaryware



Anti-ligature Taps



Hygienic 'No Touch' Washroom Controls

This is our Water and Energy Saving
Solutions Product Guide 2012.

Inside you will find a summary of
our products.

If you require additional technical information or more
detailed product specification this can be found on our
website, where you will also find PDF product sheets for
you to print or download:

www.robertpearson.co.uk

or call during office hours on:

01985 850954



Proximity Detection Water “Shut-off” Valves

- Earn BREEAM W4 credits by installing these to all WCs etc.
- Ensures water supply (+ lighting etc.) is turned OFF when the room is empty (and vice versa)
- Helps save water normally wasted from faulty, leaking or vandalised ballvalves, taps etc.
- PIRs as below. Solenoid valves available up to 2” size (for larger pipe sizes we offer Butterfly Valves with Activator)

“Normally Closed” Solenoid Valves



- 230V standard (optional 24V on request)
- ½” – 2” size valves available.
- Suitable for water temperatures up to 75° C
- Optional low pressure valves available on request
- Optional normally open valves also available

PIR Occupancy Switch Lighting Controls

- Turns lights/valves etc ON automatically when the room becomes occupied, then ensures lights/valves etc are turned OFF when the room is empty
- Up to 70% energy savings
- Will switch any lighting load up to 6amps or 1500W or any motor load up to 1amp or 250W
- Adjustable time overrun from 10 seconds to 40 minutes—adjustable “Lux” sensor



Ceiling Recessed PIR Switch
Order Code: PIR/D/REC



Ceiling Mounted PIR Switch
Order Code: PIR/D/SM



Wall Mounted PIR Switch
Order Code: PIR/D/WM

Automatic “No-Touch” Sensor Operated Taps



WRAS
APPROVED
PRODUCT

- Earn extra BREEAM points
- Use up to 70% less water than conventional taps
- Easy to operate – simply put your hands in front of the sensor
- Reliable & Hygienic “No-touch” operation
- Optional automatic purge control available to flush taps that have not been used for long periods (*available on most models*)



Available models

CPTHN
Highneck



CPTSN
Shortneck



SSTW
model




CMT
model



SS45
model



SS32
model



Automatic “No-Touch” Sensor Operated Taps (Cont.)



SSHN
Highneck



SSSN
Shortneck



COMING
SOON

Optional hand held
remote adjuster to allow you
to alter:

- water run-on time per operation
- sensitivity
- optional automatic purge facility
(to help reduce dead-legs)
- optional 2 minute valve open
chlorination facility

Automatic “No-Touch” Sensor Operated Taps: BBT & BSNST Models



BBT
model



BSNST
model



Remote “No-Touch” Sensor Kits

- You choose your own tap spout (or shower etc.), and we can control the water flow using our remote sensor kits
- Optional touchpad switch operation available
- Gives you total flexibility of design
- Optional automatic purge control available to flush taps that have not been used for long periods

TPTS Model (Tap)

Anti-ligature tap sensor with 50mm detection range

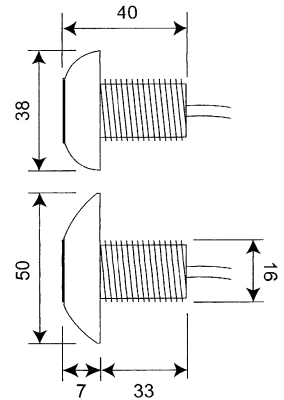


This could be your own spout

Our sensor

Standard sensor with chrome bezel

Optional stainless steel bezel available



Order Codes:

TPTS-M/HP/1 Tap Sensor Kit (mains powered kit)

TPTS-B/HP/1 Tap Sensor Kit (battery powered kit)

TPTS Model (Shower)

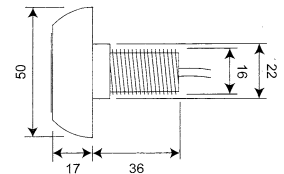
Anti-ligature shower sensor with 50mm detection range



This could be your own shower head

Our shower sensor

Chrome shower sensor



Wave your hand within two inches of the sensor to operate

Order Codes:

TPTS-M/HP/1 Shower Sensor Kit (mains powered kit)

TPTS-B/HP/1 Shower Sensor Kit (battery powered kit)

Thermostatic Mixing Valves

Delivers safe, blended hot water to taps, bidets and other water outlets



All c/w Strainers and Check Valves.

15mm TMV3 Order Code: RP/TMV3/15

22mm TMV3 Order Code: RP/TMV3/22

15mm c/w MX service valve

Order Code: RP/TMV3/MX/15

22mm c/w MX service valve

Order Code: RP/TMV3/MX/22

Available option 1 c/w Compression Top Connectors

Available option 2 c/w Test Points

Soap Dispensers

"No-Touch" sensor operated liquid soap dispensers

- Hygienic "No-Touch" operation
- Capacity 800cc of liquid soap
- Vandal-resistant Stainless Steel model
- Ideal for medical and food process applications
- Simple to fit – Simple to use

Manually operated worktop or washbasin mounted liquid soap dispensers

- 4" (102mm) long spout
- 1 Litre impact and corrosion resistant soap container



Chrome Spout Option
Order Code: SDC



Brushed Stainless Steel Spout Option
Order Code: SDSS



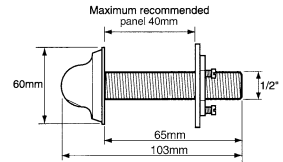
Anti-ligature & Vandal Resistant Spouts and Shower Heads

- Ideal for public toilets, prisons, healthcare, nightclubs etc. where vandalism will be a risk
- Use our TPTS remote "no-touch" sensor kit to control the water flow automatically if required


ALBS model panel or wall mounted spout



Panel mounted version
Order Code: ALBS-PM



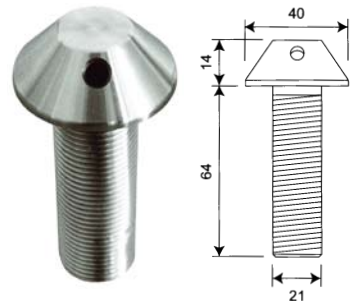
Cross Wall version
Order Code: ALBS-CW



ALT-DM model basin/deck mounted spout



Basin/Deck mounted
Order Code: ALT-DM



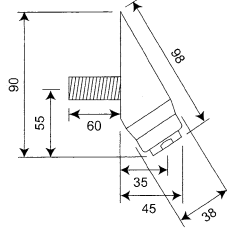
Example of ALT-DM spouts fitted to a basin

Anti-ligature & Vandal Resistant Spouts and Shower Heads (Cont.)

Vandal Resistant Stainless Steel Tap Spout



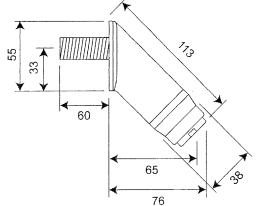
Panel Mounted
Order Code:
VRTS-PM Tap Spout



Vandal Resistant Stainless Steel Bath Spout



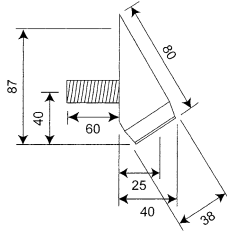
Panel Mounted
Order Code:
VRBS-PM Bath Spout
VRBS(Tap)-PM Tap Spout



Vandal Resistant Stainless Steel Shower Head



Panel Mounted
Order Code:
VRSH-PM Shower Head

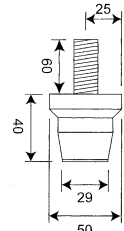


Ceiling Mounted Model

Anti-Ligature Shower Head

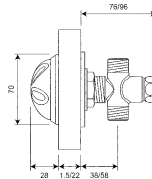


Ceiling Mounted
Order Code:
ALCMSh-PM Shower Head

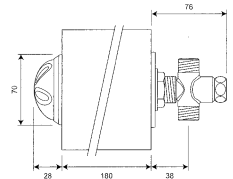


Temperature Blending Valve (Manually Adjustable)

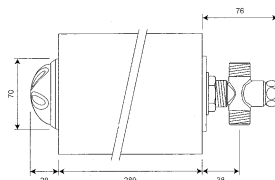
Allows user to manually alter the water temperature



Order Code
TBV/ADJ/22
 For 1.5mm – 22mm wall.



Order Code
TBV/ADJ/180
 Up to 180mm wall.



Order Code
TBV/ADJ/280
 Up to 280mm wall.

High Security Sanitaryware

- Shatterproof sanitaryware is designed to be vandal proof and avoid ligature points wherever possible.
- Ideal for Custodial and Mental Health projects, and other commercial/public washrooms where vandalism is a high risk.



Basins and WCs



Basin and Backplate



Floor mounted custodial WC Pan



Wall mounted custodial WC Pan



Floor mounted custodial WC Pan with RH Infill

High Security Sanitaryware (Cont.)

En Suites: For Healthcare/Custodial En Suites we offer Central Control Box to operate the WC, Basin and Shower

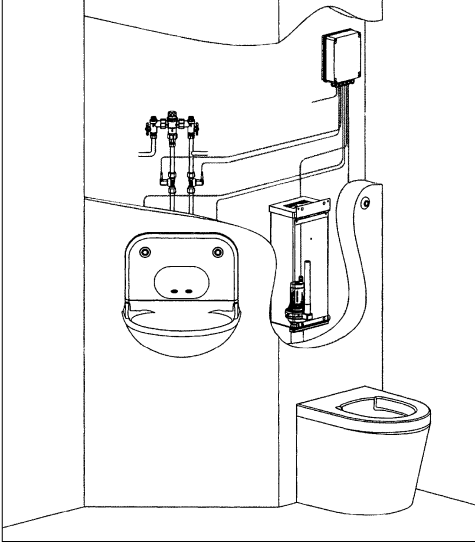


Fig. 1 WC and Basin

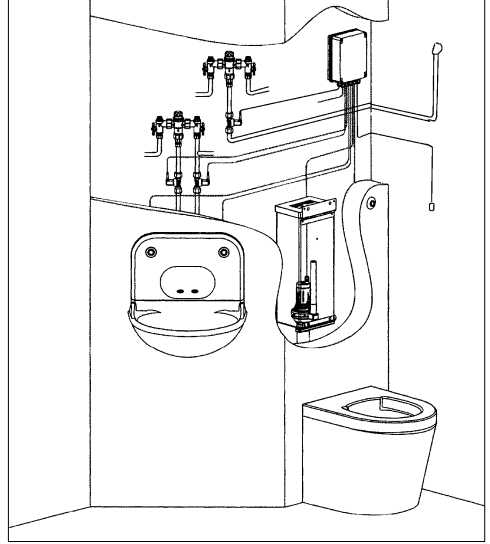



Fig. 2 WC, Basin and Shower

Backplates are fitted with Anti-Ligature spouts and automatic sensors (or touchpad switches)



Bath Backplate

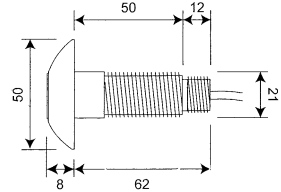
Automatic Urinal Flush Controls (up to 90% water savings)




WRAS
APPROVED
PRODUCT

Option A Urinal Flushvalves – earn extra BREEAM Points

- Each urinal bowl has its own sensor and solenoid valve, so that only the urinal bowl that gets used gets flushed. Flush occurs immediately after use
- No cisterns required—water supply can come direct off the mains if you use DC Pipe Interrupters
- Standard: High pressure solenoid valves (optional low pressure solenoid valves also available)



Order Codes	Description
SBUFC(V2)-M	Mains powered kit
SBUFC(V2)-B	Battery powered kit



Option B PIR Urinal Flush Control

- PIR controls the water flow to a range of urinal bowls
- Ceiling recessed or ceiling surface mounted PIRs available
- Cistern normally used



Ceiling Recessed PIRs

Order Codes	Description
DLB	Battery powered kit
DLM	Mains powered kit



Order Codes	Description
PDLB	Battery powered kit
PDLM	Mains powered kit



Ceiling Surface Mounted PIR

Order Codes	Description
FMB	Battery powered kit
FMM	Mains powered kit

“No-Touch” Sensor WC Flush

- Anti-ligature vandal resistant “No-touch” Sensor WC Flushvalve system
- **Up to 50% water savings** – compared to some conventional siphonic flushing systems
- **No mechanical handles or linkages to break—helps reduce maintenance**
- Simply put your hand within 2” (50mm) of the sensor to activate flush

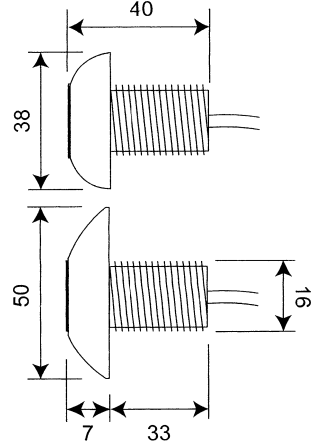
Each kit c/w 1 × Sensor, 1 × Control Box, 1 × Flushvalve



Sensor c/w 38mm Chrome Bezel
WCFV-io Kit



Sensor c/w 50mm Chrome Bezel
WCFV-io(50) Kit



Optional stainless steel bezels also available

Flushvalve

Flushvalve is an electronically operated drop valve which replaces the traditional syphon and delivers a measured volume of water from the cistern into the WC pan

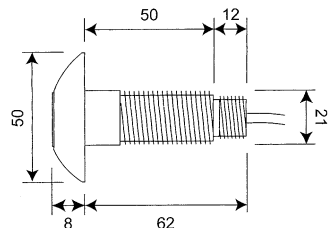
- Fits into new and existing WCs
- Adjustable valve open time settings
- Now with optional base connectors for Grohe and Geberit cisterns



Electronic Touchpad WC Flush



50mm Stainless Steel touchpad
WCFV-io-TPS Kit



Water Saving Flow Regulators



- **Up to 70% water savings at taps and showers etc.** by ensuring maximum and constant flow rates, irrespective of changes in water pressure between 1 and 10 bar. Reduced hot water consumption also provides energy savings
- **Earn BREEAM points** e.g. Maximum 9 Lpm flow for showers; Maximum 6 Lpm for taps
- Improves water distribution around the site especially at peak demand periods

RP/ACC Valve



RP/ACC model combined servicing valve and Flow Regulator

Available in nickel plated finish

15mm and 22mm sizes available

Flow rates from any of 4, 6, 8, 10, 12, 15 or 18 Lpm

Optional handle and/or integral strainer available

RP/GA



RP/GA
Flow Regulator Insert
Fit into your own choice of compression ended valve
Flow rates as RP/ACC



RP/DWSA/TTFR



RP/DWSA/TTFR
Tap Tail Flow Regulator
Flow rates:
1.9, 2.5, 3.5, 5, 6, 8, 9, 10 or 12 Lpm



RP/CAAFR



RP/CAAFR
Aerator & Flow Regulator
Available flow rates:
3.8, 5, 6, 8 Lpm



RP/SFR/DW



RP/SFR/DW
Shower Flow Regulator
No plumbing
Flow rates from:
4, 6, 8, 9, 10, 12 or 15 Lpm




Hydroflow Water Conditioners

Help prevent the build-up of encrusting limescale in plumbing systems

- No plumbing, maintenance or chemicals required
- Improve energy efficiency on hot water heating systems and prolong the life of plumbing equipment in hard water areas
- Help remove existing scale build-up – just 3mm of limescale adds 20% to your heating bills!
- Commercial Units available for pipe sizes up to 200mm outside diameter

Domestic Unit



Commercial Unit



Commercial Units (Cont.)

Order Code: C32



Order Code: C40



Order Code: C50



Order Code: C65



Order Code: C80



Order Code: C100



Order Code: C125



Projects carried out in 2011 include:

TAG Farnborough Airport (Farnborough)
Al Turki Business Park (Jeddah, Saudi Arabia)
HSBC HQ (Canary Wharf)
"HQ" RBS (Bishopsgate, EC2)
Esure Insurance "HQ" (Reigate)
Sheraton Hotel (Kuwait)
Queens Medical Centre (Nottingham)
Spirax Sarco Ltd (Cheltenham)
KACARE (Riyadh, Saudi Arabia)
King Abdullah City for Atomic & Renewable Energy
Walt Disney Company (London)
John Lewis Stores (Numerous)
Peugeot Citroen Automobile HQ (Coventry)
Fenchurch Street Railway Station (London)
Kings Cross Railway Station (London)
Euston Railway Station (London)
Charing Cross Railway Station (London)
Manchester Oxford Road Railway Station
Manchester Victoria Railway Station
HQ Skanska (Woking)
St Helen's Rugby League Stadium
Livingston Shopping Centre (Livingston)
Center Parcs – Whinfell Forest (Penrith)
Westfield Stratford City **Europe's largest urban shopping centre**
Tameside General Hospital (Ashton-under-Lyne)
Nando's (Nationwide)
Unison HQ (London)
"HQ" Citibank (Canary Wharf)
Lloyds of London (London, EC3)
Orchard Portman Hospital (Taunton)
Wembley Stadium
Zizzi (Durham)
Middlesex University (Hendon, NW4)
American Express (Brighton)
The Great Western Hospital (Swindon)
Selfridges (London, W1)
McVitie's (Carlisle)
Kettering General Hospital
Belmarsh Prison (London)
MOTO (Nationwide)
Royal Bank of Canada (London)
HSBC Call Centre (Coventry)
Bourneville College (Birmingham)
Tiger Tiger (London, SW1)
Salvation Army (Coventry)
Securities & Investment Institute (London, EC4)
Teeside University, Darlington Campus
FSA (London)
Assembly Rooms (Edinburgh)
Wakefield Civic Offices
Fleetwood Health Centre
Yate International Academy (Bristol)
The Colony Club (London, W1)
Blackpool & Fylde College
Holborn Gate (London)
The Lensbury Hotel (Teddington)
Willis Plc (Ipswich)
MyHotel (Brighton)
Newmans University College (Birmingham)
Scottish Legal Aid Board (Edinburgh)
Worthing Hospital OPD
Our Lady Queen of Martyrs School (York)
Forth Valley College (Alloa & Stirling)
Orion House (London, WC2)
Draper's Academy (Romford)
Coventry University
Salford City Stadium
BAE Systems (Blackburn)
Assura Medical (Wellingborough)



ROBERT PEARSON & COMPANY LTD

Post Office House, Post Office Lane
Stockton, Warminster
Wiltshire BA12 0SE

Telephone: (01985) 850954

Facsimile: (01985) 850112

E-Mail: sales@robertpearson.co.uk

Website: www.robertpearson.co.uk