

Robert Pearson & Company Ltd.



Water & Energy Saving Solutions

Product Guide 2013



Sensor Taps



Shower Sensors



Tap Sensors



Sensor WC Flush



PIR Controlled Urinals



Urinal Flushvalves



Sanitary Shut Off Valves



Limescale Control



Water Flow Regulators



PIR Switches



Security Sanitaryware




Anti-ligature Taps



Hygienic 'No Touch' Washroom Controls

Automatic “No-Touch” Sensor Operated Taps

- Earn extra BREEAM points. Taps fitted with 3.5 Lpm flow regulator
- Use up to 70% less water than conventional taps
- Easy to operate – simply put your hands in front of the sensor
- Reliable & Hygienic “No-touch” operation
- Optional automatic purge control available to flush taps that have not been used for long periods (*available on most models*)



Available models

CPTHN
Highneck




CPTSN
Shortneck



SSTW
model




CMT
model



SS45
model



SS32
model



Automatic “No-Touch” Sensor Operated Taps (Cont.)



SSHN
Highneck



SSSN
Shortneck



CSN
Model



BBT
model



BSNST
model



Optional Hand-held Remote Adjuster* to allow you to alter:

- water run-on time per operation
- sensitivity
- optional automatic purge facility (to help reduce dead-legs)
- optional 2 minute valve open chlorination facility

*Not available for BBT and BSNST models

Proximity Detection Water “Shut-off” Valves

- Earn BREEAM W4 credits by installing these to all WCs etc. Wat 4 compatible
- Ensures water supply (+ lighting etc.) is turned OFF when the room is empty (and *vice versa*)
- Helps save water normally wasted from faulty, leaking or vandalised ballvalves, taps etc.
- PIRs as below. Solenoid valves available up to 2” size (for larger pipe sizes we offer Butterfly Valves with Activator)

“Normally Closed” Solenoid Valves



- 230v standard (optional 24v on request)
- ½” – 2” size valves available.
- Suitable for water temperatures up to 80° C
- Optional low pressure valves available on request
- Optional valves with manual override
- Optional normally open valves also available

PIR Occupancy Switch Lighting Controls

- Turns lights/valves *etc* ON automatically when the room becomes occupied, then ensures lights/valves *etc* are turned OFF when the room is empty
- Up to 70% energy savings
- Will switch any lighting load up to 6amps or 1500w or any motor load up to 1amp or 250w
- Adjustable time overrun from 10 seconds to 40 minutes—adjustable “Lux” sensor



Ceiling Recessed PIR Switch
Order Code: PIR/D/REC



Ceiling Mounted PIR Switch
Order Code: PIR/D/SM



Wall Mounted PIR Switch
Order Code: PIR/D/WM

“No-Touch” Sensor Kits for your own Taps and Showers

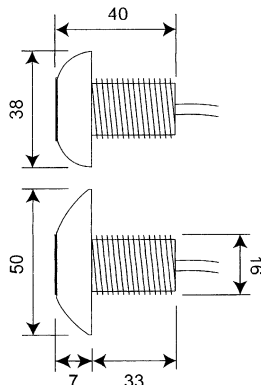
- You choose your own tap spout (or shower etc.), and we can control the water flow using our remote sensor kits
- Optional touchpad switch operation available
- Gives you total flexibility of design
- Optional automatic purge control available to flush taps that have not been used for long periods

TPTS Model (Tap)

Anti-ligature tap sensor with 50mm detection range



Standard sensor with chrome bezel
Optional stainless steel bezel available



Order Codes:

TPTS-M/HP/1 Tap Sensor Kit (mains powered kit)

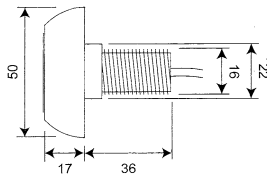
TPTS-B/HP/1 Tap Sensor Kit (battery powered kit)

TPTS Model (Shower)

Anti-ligature shower sensor with 50mm detection range



Chrome shower sensor



Wave your hand within two inches of the sensor to operate

Order Codes:

TPTS-M/HP/1 Shower Sensor Kit (mains powered kit)

TPTS-B/HP/1 Shower Sensor Kit (battery powered kit)

Thermostatic Mixing Valves



Delivers safe, blended hot water to taps, bidets and other water outlets



All c/w Strainers and Check Valves.

15mm TMV3 Order Code: RP/TMV3/15

22mm TMV3 Order Code: RP/TMV3/22

15mm c/w MX service valve

Order Code: RP/TMV3/MX/15

22mm c/w MX service valve

Order Code: RP/TMV3/MX/22

Available option 1 c/w Compression Top Connectors

Available option 2 c/w Test Points

Soap Dispensers

"No-Touch" sensor operated liquid soap dispensers

- Hygienic "No-Touch" operation
- Capacity 800cc of liquid soap
- Vandal-resistant Stainless Steel model
- Ideal for medical and food process applications
- Simple to fit – Simple to use

Manually operated worktop or washbasin mounted liquid soap dispensers

- 4" (102mm) long spout
- 1 Litre impact and corrosion resistant soap container



Chrome Spout Option
Order Code: SDC



Brushed Stainless Steel
Spout Option
Order Code: SDSS

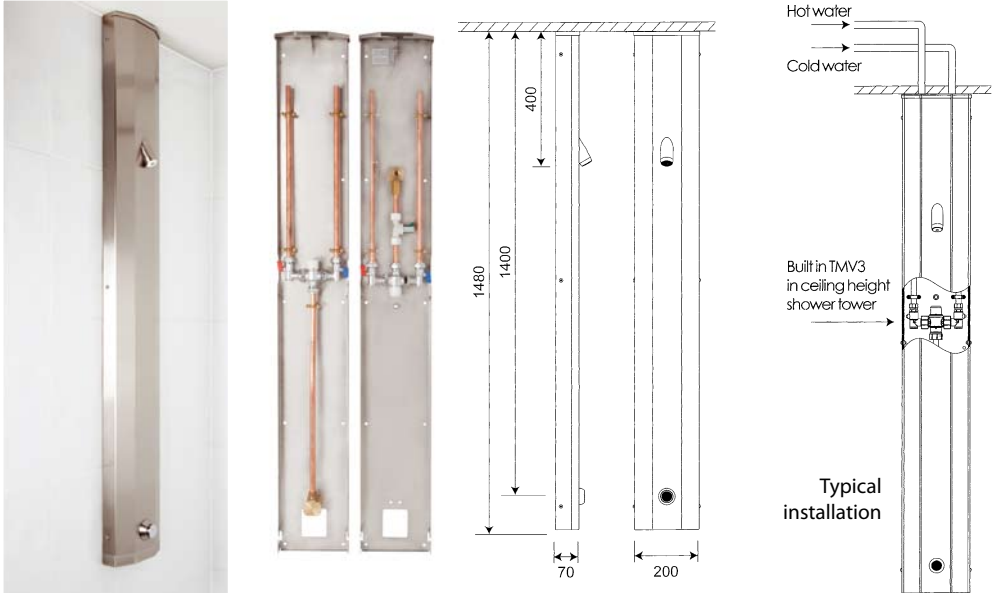


Tower Showers



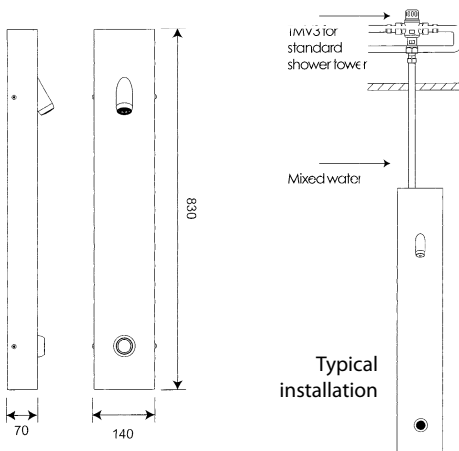
- Up to 50% savings on water
- Designed for high-security applications
- Tamper proof, vandal-resistant robust stainless steel construction
- No touch sensor, electronic touchpad switch or manual push button operation
- Standard or Ceiling Height versions available

Ceiling Height Tower (available with or without built-in TMV3)



Standard Tower

(not available with built-in TMV3)



Order Codes

Order Codes for Standard Tower Shower (please provide a separate TMV3):

- Towers-STS-Push
- Towers-STS-Sensor-M/HP
- Towers-STS-Touchpad-M/HP

Order Codes for Ceiling Height Tower Shower (please provide a separate TMV3):

- Towers-CHT-Push
- Towers-CHT-Sensor-M/HP
- Towers-CHT-Touchpad-M/HP

Order Codes for Ceiling Height TMV3 Tower Shower (fitted WITH integral TMV3):

- Towers-CHT-TMV3-Push
- Towers-CHT-TMV3-Sensor-M/HP
- Towers-CHT-TMV3-Touchpad-M/HP

Standard high pressure (HP) solenoid valve is rated for water pressure 0.5 bar – 6 bar. Manual Push operation requires water pressure 1.5 bar – 5 bar

All kits are mains powered kits, with low voltage 12V PSU.

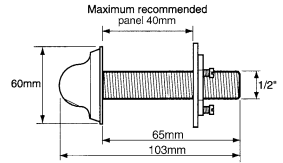
Anti-ligature & Vandal Resistant Spouts and Shower Heads

- Ideal for public toilets, prisons, healthcare, nightclubs etc. where vandalism will be a risk
- Use our TPTS remote "no-touch" sensor kit to control the water flow automatically if required

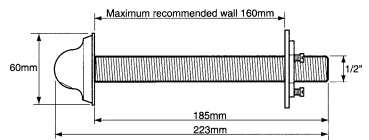
ALBS model panel or wall mounted spout



Panel mounted version
Order Code: ALBS-PM



Cross Wall version
Order Code: ALBS-CW

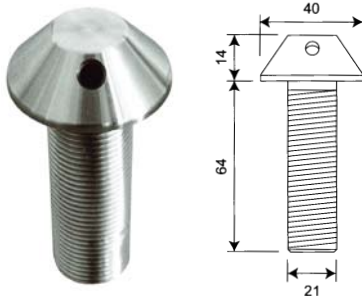


Basin/Deck mounted anti-ligature spouts



Example of ALT-DM spouts fitted to a basin

Order Code:
ALT-DM



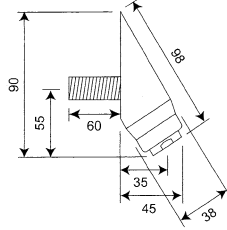
Order Code: ALN-DM

Anti-ligature & Vandal Resistant Spouts and Shower Heads (Cont.)

Vandal Resistant Stainless Steel Tap Spout



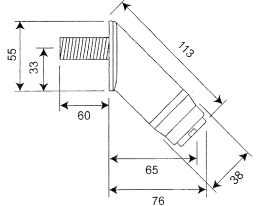
Panel Mounted
Order Code:
VRTS-PM Tap Spout



Vandal Resistant Stainless Steel Bath Spout



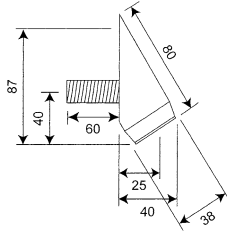
Panel Mounted
Order Code:
VRBS-PM Bath Spout
VRBS(Tap)-PM Tap Spout



Vandal Resistant Stainless Steel Shower Head



Panel Mounted
Order Code:
VRSH-PM Shower Head

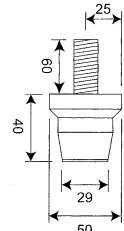


Ceiling Mounted Model

Anti-Ligature Shower Head

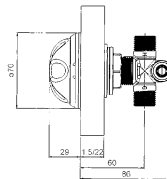


Ceiling Mounted
Order Code:
ALCMSh-PM Shower Head

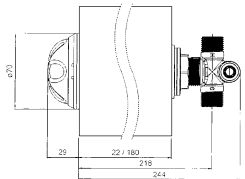


Temperature Blending Valve (Manually Adjustable)

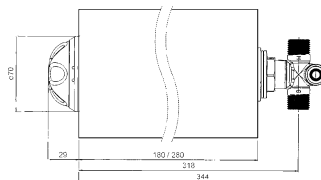
Allows user to manually alter the water temperature



Order Code
TBV/ADJ/22
 For 1.5mm – 22mm wall.



Order Code
TBV/ADJ/180
 Up to 180mm wall.



Order Code
TBV/ADJ/280
 Up to 280mm wall.

High Security Sanitaryware

- Shatterproof sanitaryware is designed to be vandal proof and avoid ligature points wherever possible.
- Ideal for Custodial and Mental Health projects, and other commercial/public washrooms where vandalism is a high risk.



Basins and WCs



Basin and Backplate



Floor mounted custodial WC Pan



Wall mounted custodial WC Pan



Floor mounted custodial WC Pan with RH Infill

High Security Sanitaryware (Cont.)

En Suites: For Healthcare/Custodial En Suites we offer Central Control Box to operate the WC, Basin and Shower

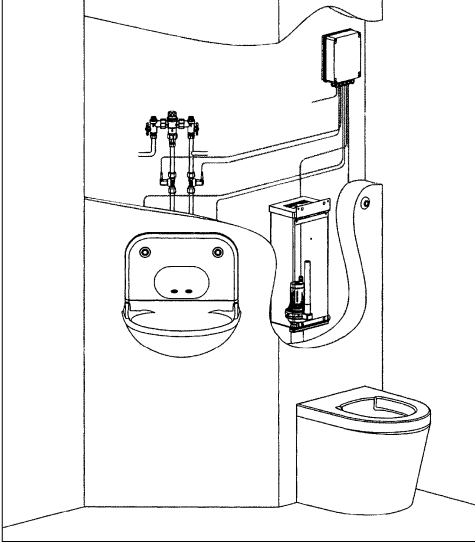


Fig. 1 WC and Basin

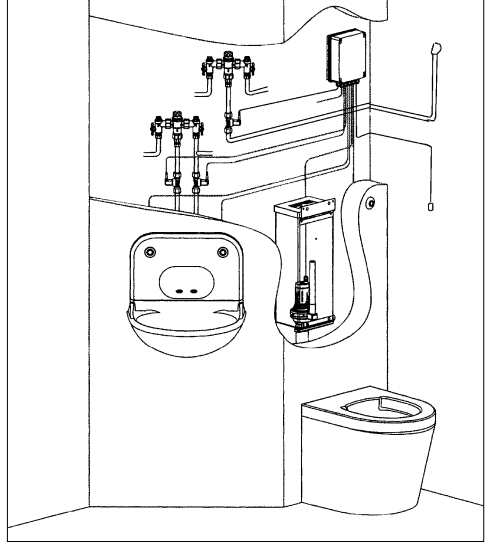



Fig. 2 WC, Basin and Shower

Backplates are fitted with Anti-Ligature spouts and automatic sensors (or touchpad switches)



Optional Backplate (for your own basin)

Automatic sensor or touchpad switch

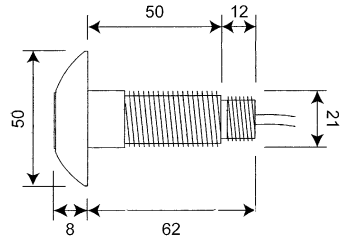


Bath Backplate


Automatic Urinal Flush Controls (up to 90% water savings)

Option A Urinal Flushvalves – earn extra BREEAM Points. Wat 1 compatible product

- Each urinal bowl has its own sensor and solenoid valve, so that only the urinal bowl that gets used gets flushed. Flush occurs immediately after use
- No cisterns required—water supply can come direct off the mains if you use DC Pipe Interrupters
- Standard: High pressure solenoid valves (optional low pressure solenoid valves also available)



Order Codes	Description
SBUFC(V2)-M	Mains powered kit
SBUFC(V2)-B	Battery powered kit



Option B PIR Urinal Flush Control

- PIR controls the water flow to a range of urinal bowls
- Ceiling recessed or ceiling surface mounted PIRs available
- Cistern normally used



Ceiling Recessed PIRs

Order Codes	Description
DLB	Battery powered kit
DLM	Mains powered kit



Ceiling Surface Mounted PIR

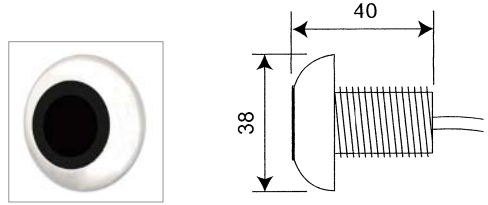
Order Codes	Description
PDLB	Battery powered kit
PDLM	Mains powered kit



Order Codes	Description
FMB	Battery powered kit
FMM	Mains powered kit

“No-Touch” Sensor WC Flush

- Anti-ligature vandal resistant “No-touch” Sensor WC Flushvalve system
- **Up to 50% water savings** – compared to some conventional siphonic flushing systems
- **No mechanical handles or linkages to break—helps reduce maintenance**
- Simply put your hand within 2” (50mm) of the sensor to activate flush



Sensor c/w 38mm Chrome Bezel WCFV-io Kit

Flushvalve is an electronically operated drop valve which replaces the traditional syphon and delivers a measured volume of water from the cistern into the WC pan

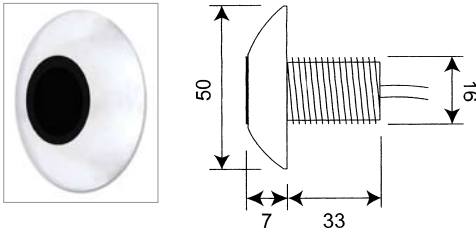
- Fits into new and existing WCs
- Adjustable valve open time settings
- Now with optional base connectors for Grohe and Geberit cisterns



Each kit c/w
1 × Sensor
1 × Control Box
1 × Flushvalve



Optional stainless steel bezels also available



Sensor c/w 50mm Chrome Bezel WCFV-io(50) Kit

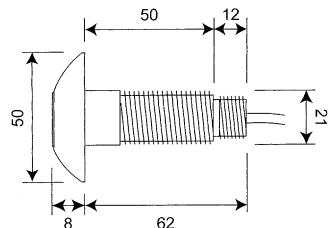


Electronic Touchpad WC Flush

(if preferred to No-Touch Sensor)



50mm Stainless Steel touchpad
WCFV-io-TPS Kit



Water Saving Flow Regulators

- Up to 70% water savings at taps and showers etc. by ensuring maximum and constant flow rates, irrespective of changes in water pressure between 1 and 10 bar. Reduced hot water consumption also provides energy savings
- Earn BREEAM points. Help meet Code for Sustainable Homes etc.
- Improves water distribution around the site especially at peak demand periods

RP/ACC



RP/ACC model combined servicing valve and flow regulator with access port to enable removal of integral flow regulator without plumbing. Available in nickel plated finish. 15mm and 22mm sizes available. Flow rates from any of 2.5, 4, 6, 8, 10, 12, 15 or 18 Lpm Optional handle and/or integral strainer available.


15mm RP/ISO



Order Code: 15mm RP/ISO: 15mm combined flow regulating & isolating valve with integral flow regulator (optional handle available).

Flow rates from any of 4, 5, 6, 8, 10, 12 or 15 Lpm

RP/GA



RP/GA Flow Regulator Insert
Fit into your own choice of compression ended valve
Flow rates:
4, 6, 8, 10, 12, 15 or 18 Lpm



RP/DWSA/TTFR



RP/DWSA/TTFR Tap Tail Flow Regulator
Flow rates:
1.9, 2.5, 3.5, 5, 6, 8, 9, 10 or 12 Lpm



RP/CAAFR



RP/CAAFR Aerator & Flow Regulator
Available flow rates:
3.8, 5, 6, 8 Lpm



RP/SFR/DW



RP/SFR/DW Shower Flow Regulator
No plumbing
Flow rates from:
4, 6, 8, 9, 10, 12 or 15 Lpm




Hydroflow Water Conditioners

Help prevent the build-up of encrusting limescale in plumbing systems

- No plumbing, maintenance or chemicals required
- Improve energy efficiency on hot water heating systems and prolong the life of plumbing equipment in hard water areas
- Help remove existing scale build-up – just 3mm of limescale adds 20% to your heating bills!
- Commercial Units available for pipe sizes up to 200mm outside diameter

Domestic Unit



Commercial Unit



Commercial Units (Cont.)

Order Code: C32



Order Code: C40



Order Code: C50



Order Code: C65



Order Code: C80



Order Code: C100



Order Code: C125



Projects carried out in 2012 include:

The Shard (London) **Tallest Building in Western Europe**

Edinburgh International Conference Centre	Clipper Logistics (Stockton-on-Tees)
Assembly Rooms (Edinburgh)	John Lewis Store (Milton Keynes)
All Saints Academy (Dunstable)	Bristol Myers Squibb (Moreton, Wirral)
Wexham Park Hospital (Slough)	Eurotunnel UK Terminal (Folkestone)
Vicarage School (East Ham, London E6)	Victoria Railway Station (London)
Royal Berkshire Hospital (Reading)	Westminster Lodge Leisure Centre (St Albans)
Princess Alexandra Hospital (Harlow)	Selfridges (London, W1)
Oaklands College (Middlesbrough)	Tiffin School (Kingston-upon-Thames)
Red Cross (Canterbury)	London Overground Railways
Strood Academy (Strood)	Imperial Tobacco [new HQ] (Bristol)
11 Westferry Circus (Canary Wharf, E14)	Thistley Hough High School (Stoke-on-Trent)
St Ambrose & Drumpark High School (Coatbridge)	DLA Piper UK Headquarters (London, EC2)
Bank of America European HQ (Chester)	Robert Gordon University (Aberdeen)
Guildhall School of Music & Drama (London)	Kingston College (Kingston-upon-Thames)
Lagan College (Belfast)	Northern Rail
Great Western Hospital (Swindon)	Wilmslow Railway Station
MOTO (Nationwide)	Newcastle 6th Form College
NEQ Headquarters (London, NW1)	Rampton High Security Hospital (Notts)
Chryston High School (Glasgow)	St Benedict's Hospice, Monkwearmouth Hospital (Sunderland)
Bedford Academy (Bedford)	Football Association of Wales (Newport)
Ebbw Vale Learning Zone (Ebbw Vale)	Birmingham Heartlands Hospital
Café Royal (London)	Claridges Hotel (London)
Nandos (Nationwide)	Tower of London
Oldham Roman Catholic School (Oldham)	Good Hope Hospital (Sutton Coldfield)
Manchester College	HMP Lincoln (Lincoln)
London Bridge Railway Station	Tiger Tiger (Newcastle)
Siemens Plc (Lincoln)	The Ace Building (London)
Bury College	TNT Express (Atherstone)
Southern Rail (Numerous)	Network Rail
John Billam Resource Centre (Harrow)	



WRAS
APPROVED
PRODUCT

Not applicable to all products. For full details of WRAS and ECA approved products please contact us



ROBERT PEARSON & COMPANY LTD

Post Office House, Post Office Lane
Stockton, Warminster
Wiltshire BA12 0SE

Telephone: (01985) 850954

Facsimile: (01985) 850112

E-Mail: sales@robertpearson.co.uk

Website: www.robertpearson.co.uk