

STAINLESS STEEL SPOUTS

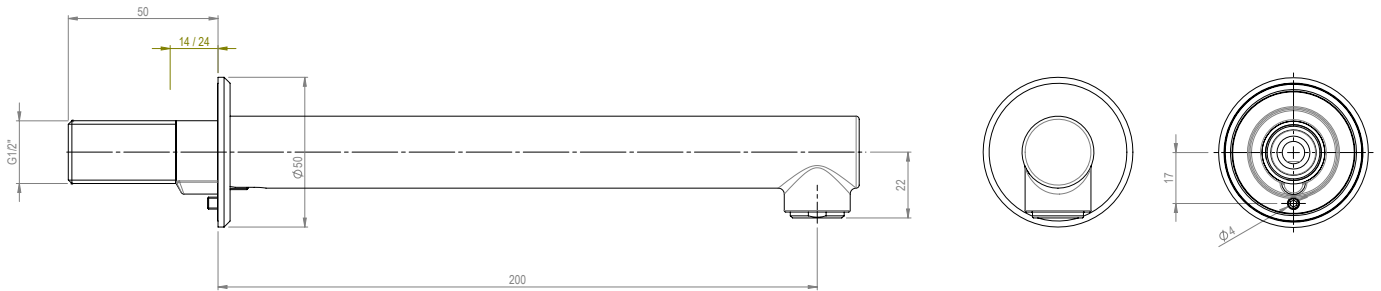
Panel mounted spouts made from brushed stainless steel with 5 Lpm integral flow regulator.

**Use our remote no-touch sensor kits to control the water flow for these spouts.
Please contact us for more information.**

Spout with 60 degree water outlet with integral 5 Lpm flow regulator



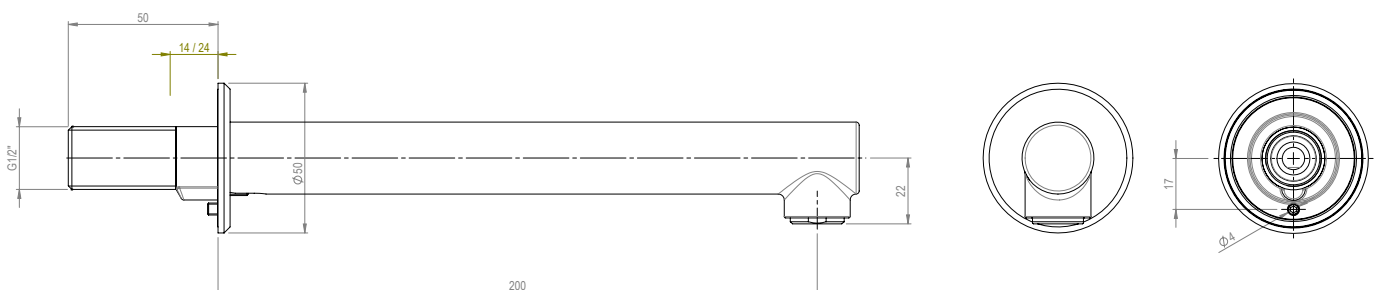
Order Code: EZ-SS-60



Spout with 90 degree water outlet with integral 5 Lpm flow regulator



Order Code: EZ-SS-90



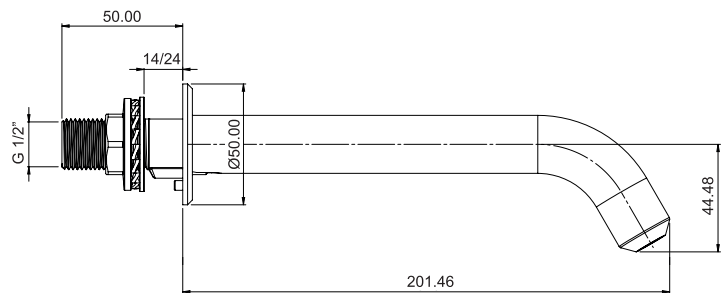
STAINLESS STEEL SPOUTS (Cont.)

Panel mounted spouts made from brushed stainless steel. Can be used in any application but designed specifically for **healthcare environments** as the spout can quickly & easily be removed (with Twist & Lock mechanism) by the building manager for cleaning, ensuring minimal downtime. No flow regulator in nozzle.

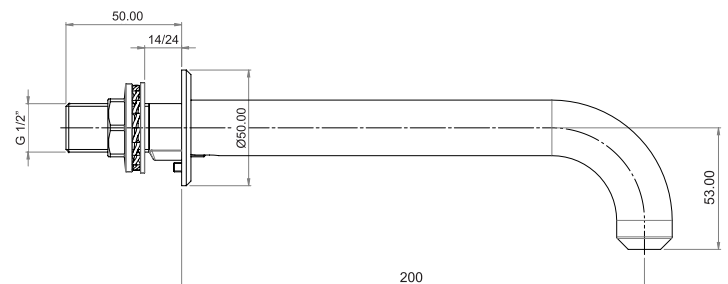
**Use our remote no-touch sensor kits to control the water flow for these spouts.
Please contact us for more information.**



Spout with 60 degree unrestricted (no flow regulator) water outlet



Spout with 90 degree unrestricted (no flow regulator) water outlet



ROBERT PEARSON & COMPANY LTD

Post Office House, Post Office Lane
Stockton, Warminster
Wiltshire BA12 0SE

Telephone: (01985) 850954
Facsimile: (01985) 850112

E-Mail: sales@robertpearson.co.uk
Website: www.robertpearson.co.uk