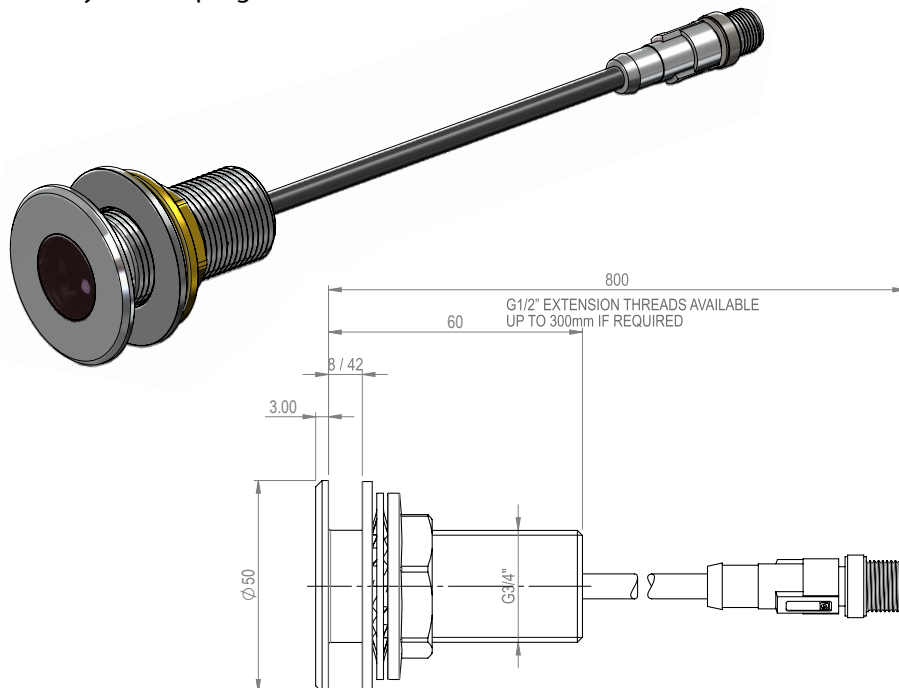


# Programmable Panel Mounted Bath Tap Sensor

You will need to purchase a hand held programmer to adjust the settings yourself on site

The Panel Mounted Programmable Bath Tap Sensor is available, as standard, in brushed stainless steel. Adjustable settings include; run-on time, sensor range, purge and more. You will need to purchase a hand held programmer to adjust settings by yourself on site. Simply put your hand within the sensing range to activate the water. As long as the sensor detects your hand the water will continue to run. Take your hand away and the water will stop after the overrun time that you have programmed.



Hand Held Programmer

## Programmable Bath Tap Sensor Kit Order Codes:

### PsensB-B

Battery powered bath tap sensor kit

#### Kit c/w

1 x Programmable Sensor  
1 x Pre-wired 15mm Solenoid Valve  
1 x Pre-wired Battery Pack

### PsensB-M

Mains powered bath tap sensor kit

#### Kit c/w

1 x Programmable Sensor  
1 x Pre-wired 15mm Solenoid Valve  
1 x Pre-wired 6V PSU

For applications that require separate hot and cold taps per bath please use special colour coded sensors



## Battery Powered Kits

**Blue** Insert (Cold) Bath Tap Sensor  
Kit Order Codes:

### PsensB(B)-B

Battery powered bath tap sensor kit

**Kit c/w:** 1 x Programmable Sensor  
1 x Pre-wired 15mm Solenoid Valve  
1 x Pre-wired Battery Pack

**Red** Insert (Hot) Bath Tap Sensor  
Kit Order Codes:

### PsensB(R)-B

Battery powered bath tap sensor kit

**Kit c/w:** 1 x Programmable Sensor  
1 x Pre-wired 15mm Solenoid Valve  
1 x Pre-wired Battery Pack

## Mains Powered 2 Tap Kit

**Red + Blue** Inserts 2 Bath Tap Sensor Kit Order Code:

### PsensB(R+B)-M / 2 Tap Kit


Mains powered bath tap sensor kit

**Kit c/w:** 2 x Programmable Sensors  
2 x Pre-wired 15mm Solenoid Valves  
1 x Pre-wired 6V PSU  
1 x 'Y'-Connector

# PVD Coloured Programmable Bath Tap Sensor

Choose from Charcoal Black, Yellow Gold or Copper Gold

The Panel Mounted Programmable Bath Tap Sensor is also now available in three PVD colourways.



## PVD Coloured Programmable Bath Tap Sensor Kit Order Codes:

### Charcoal Black

#### PsensB-M/C-Black

Mains powered bath tap sensor kit

#### PsensB-B/C-Black

Battery powered bath tap sensor kit

### Yellow Gold

#### PsensB-M/Y-Gold

Mains powered bath tap sensor kit

#### PsensB-B/Y-Gold

Battery powered bath tap sensor kit

### Copper Gold

#### PsensB-M/C-Gold

Mains powered bath tap sensor kit

#### PsensB-B/C-Gold

Battery powered bath tap sensor kit

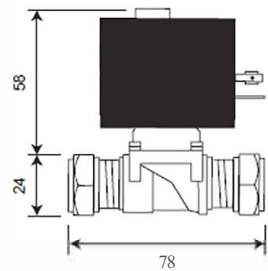
Please specify correct WRAS approved Solenoid Valves for your site conditions

### Standard high pressure (HP)

0.75 Bar – 10 Bar

#### ORDER CODE

15mm 6v G202 Valve



#### TECHNICAL DATA

Material ..... Brass  
O-ring/washers..... Nitrile  
Pressure rating ..... 0.75 Bar – 10 Bar  
Orifice ..... 12.7mm  
Connection ..... 15mm compression  
Voltage ..... 6vDC  
Operation type ..... Latching

**Water pressure:** The standard solenoid valve is rated for water pressures of 0.75 Bar – 10 Bar, although we suggest a maximum pressure of 5 Bar. We also offer optional low pressure valves for 22mm copper pipework.

**Electrical requirements:** Each mains-powered kit requires a 3 amp protected fused spur. If specified at time of order we can arrange the kits so you can run up to 3 taps from a single 6v Power Supply Unit. You will need an additional 'Y' connector for our 2 tap kits, and 2 additional 'Y' Connectors and an extension 'D'-lead for our 3 tap kits.

**Please note:** Make sure there are no lights shining (or being reflected) directly into the sensor as this can make the sensor false trigger.

## Technical Data:

<b>Cut-out hole</b>	Panel mounted (Ø28mm drill hole required).
<b>Sensing Range</b>	Programmable from settings 1 – 3.
<b>Run time</b>	Programmable from: 1, 2, 3, 4, 8 & 10 minutes.
<b>Wave-on/Wave-off</b>	Normally OFF. When switched ON this allows you to override the standard overrun time by putting your hand in front of the sensor for a second time (if you don't, the water will still turn off after the pre-set but adjustable overrun time).
<b>Anti-vandal time</b>	RUN + 10 seconds. This is automatic water turn-off time in case someone puts e.g. chewing gum over the sensor to try and keep the tap running constantly.
<b>Automatic purge</b>	When purge is programmed ON, if a tap has not been used for a certain period of time it will automatically turn itself on to purge itself to help prevent water dead legs. Tap non use times before purge is activated from any of: 6, 12, 24, 36, 48 & 72 hours. Programmable water on time per purge from: 30 seconds, 1, 2, 4, & 8 minutes.
<b>Lock-out</b>	Normally OFF. When set ON this allows the system to lock out if tap sensor has been activated from any of 2, 4, 6 & 8 operations in a single 15 minute period. The lock out period is 15 minutes and the system will automatically re-set itself once the lock out period has elapsed.



---

## ROBERT PEARSON & COMPANY LTD

Post Office House, Post Office Lane  
Stockton, Warminster  
Wiltshire BA12 0SE

Telephone: (01985) 850954  
Facsimile: (01985) 850112  
E-Mail: [sales@robertpearson.co.uk](mailto:sales@robertpearson.co.uk)  
Website: [www.robertpearson.co.uk](http://www.robertpearson.co.uk)