

# SENSOR OPERATED DIRECT URINAL FLUSHVAVES

## INDIVIDUAL URINAL CONTROLS: CHROME

Water savings of over 90% have been achieved

Can help achieve BREEAM Credits\*

\*BREEAM is a registered trade mark of the BRE Group and is used by permission.

Robert Pearson & Company Ltd and its products are not affiliated, endorsed or certified by BRE Global or its affiliates.  
All rights are reserved.



### Domed 50mm Chrome Sensor

#### High Pressure Kits

##### SBUFC(V2)-M/HP/CHR/1 Bowl Kit

- 1 no. Mains-powered urinal control box
- 1 no. 15mm Plastic 12V solenoid valve
- 1 no. Sensor c/w 50mm chrome bezel

##### SBUFC(V2)-M/HP/CHR/2 Bowl Kit

- 1 no. Mains-powered urinal control box
- 2 no. 15mm Plastic 12V solenoid valve
- 2 no. Sensor c/w 50mm chrome bezel

#### Low Pressure Kits

##### SBUFC(V2)-M/LP/CHR/1 Bowl Kit

- 1 no. Mains-powered urinal control box
- 1 no. 15mm 12v (7.1mm) valve
- 1 no. Sensor c/w 50mm chrome bezel

##### SBUFC(V2)-M/LP/CHR/2 Bowl Kit

- 1 no. Mains-powered urinal control box
- 2 no. 15mm 12v (7.1mm) valve
- 2 no. Sensor c/w 50mm chrome bezel

### WRAS approved Solenoid Valves

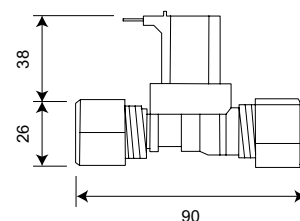
#### High pressure (HP)

0.5 Bar – 6 Bar

12v nylon pre-wired 15mm solenoid valve for mains powered kits.

Working Temperature Range 0°C to 60°C

Electrical connection: Spade connectors / 2-core Ø0.5mm copper cable



#### ORDER CODE

15mm 12v Plastic HP Valve

#### TECHNICAL DATA

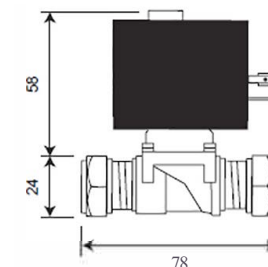
Gross weight .....	0.215 kg
Material .....	Nylon
Seal Material .....	NBR (Nitrile)
Voltage .....	12vDC
Power .....	3W
Connection .....	15mm compression
Pressure rating .....	0.5 Bar – 6 Bar
Operation type .....	Normally closed
Cable length .....	3m

#### Low pressure (LP)

0 Bar – 0.5 Bar maximum

12v (7.1mm orifice) brass solenoid valve for mains powered kits.

You will need to provide length of 2 core cable from valve to control box.



#### ORDER CODE

15mm 12v (7.1mm) Valve

#### TECHNICAL DATA

Material .....	Brass
O-ring/washers .....	Nitrile
Pressure rating .....	0 Bar – 0.5 Bar max.
Orifice .....	7.1mm
Connection .....	15mm compression
Voltage .....	12vDC
Operation type .....	Normally closed

# SBUFC(v2)—TECHNICAL

All urinal bowls are fitted with an individual presence detector which is recessed into the panel directly above each urinal bowl, and thus only the urinal bowl that has actually been used will get flushed. Flushing will only occur if a person has been constantly detected by the sensor for at least 10 seconds (this is to prevent false triggering if someone just walks down the line of urinal bowls) and the flush happens within a few seconds of that person walking away, out of detection range of the sensor. Optional programmable automatic hygiene flush.

## Not using cisterns and water direct off the mains supply?

Please ensure you use a suitable backflow prevention device.

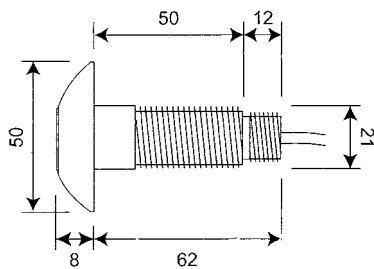
## Using cisterns?

If using a cistern you must ensure it is **NOT** fitted with a standard automatic flushing siphon.

## Sensor

Do NOT mount these A.I.R. (active infrared) sensors on opposite walls, "looking" into each other across an empty void, as this can cause the sensor to malfunction. Ensure no bright lights (or reflected lights) are shining directly into sensor.

If fitting sensor/touchpad through a thick (e.g. brick) wall, we can supply extension threads. Standard pre-wired sensor c/w 3m cable. Longer cable lengths available. *Call to discuss.*



### 50MM CHROME SENSOR

Bezel diameter ..... Ø 50mm  
Overall length ..... 70mm  
Thread length ..... 50mm  
Thread material ..... ABS Plastic  
Pre-wired ..... YES  
Cable length ..... 3m standard

## Extension Thread

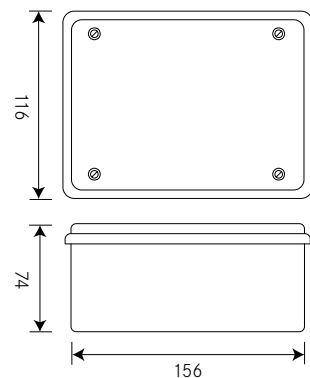
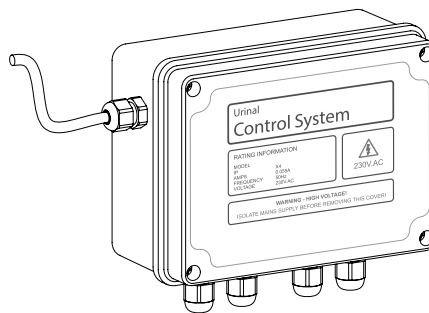
Order Code	For Wall Thickness
Extn100MM	up to 100mm
Extn150MM	up to 150mm
Extn250MM	up to 250mm

## Control Box

Standard urinal control box with adjustable valve open time from 1 seconds to 15 seconds. You need to provide a 3 amp fused spur.

### Optional combined pre-flush and purge facility

The pre-flush opens the valve for 1 second after the first 2 seconds of detection. This helps to prevent splashing by wetting the urinal bowl. After the pre-flush the timing continues. The purge is initiated every 12 hours of non-use on either channel. This helps reduce smells from the urinal during periods of non-use.



## ROBERT PEARSON & COMPANY LTD

Post Office House, Post Office Lane  
Stockton, Warminster  
Wiltshire BA12 0SE

Telephone: (01985) 850954  
Facsimile: (01985) 850112  
E-Mail: [sales@robertpearson.co.uk](mailto:sales@robertpearson.co.uk)  
Website: [www.robertpearson.co.uk](http://www.robertpearson.co.uk)